

## REPORT

We have reviewed the annexed balance sheet of **SABA ASLAM EDUCATION & WELFARE TRUST** as at June 30, 2014 and income and expenditure statement along with note to the account for the period then ended, as per information and explanations provided to us.

It is the responsibility of the Management to establish and maintain system of internal control and prepare and present the financial statements in conformity with approved accounting standards. Our responsibility is to express an opinion on these statements based on our examination other than statutory audit.

In our opinion and to the best of our information and according to the explanations given to us, the balance sheet and income and expenditure statement found in accordance with the data/figures produced to us & have been drawn in conformity with the information provided. Moreover, these statements are best presented under the circumstances and are issued on the specific request of the client.

Rawalpindi  
31/12/2014


  
TARIQ HANIF & CO.  
CHARTERED ACCOUNTANTS  
RAWALPINDI




SABA ASLAM EDUCATION & WELFARE TRUST  
BALANCE SHEET  
AS AT 30TH JUNE, 2014

<u>Funds</u>	<u>2014</u> <u>RUPEES</u>	<u>US</u> <u>DOLLARS</u>		<u>2014</u> <u>RUPEES</u>	<u>US</u> <u>DOLLARS</u>
<u>GENERAL FUNDS</u>					
Accumulated Fund as at 2012	21,737,916	217,379	Tangible Fixed Assests (As per schedule attached)	31,007,024	310,070
Deficit for the year	<u>(2,405,315)</u>	<u>(24,053)</u>			
	19,332,601	193,326	<u>CURRENT ASSETS</u>		
			Advances Tax	32,525	325
			NIT Units- At cost	11,291,561	112,916
			Cash & Bank	1,921,463	19,215
Un-Secured Loan from Chairman	24,919,972	249,200		13,245,549	132,455
	<u>44,252,573</u>	<u>442,526</u>		<u>44,252,573</u>	<u>442,526</u>

  
 TRUSTEE



  
 TRUSTEE

FIXED ASSETS SCHEDULE

PARTICULARS	V A L U E			RATE %	DEPRECIATION	W.D.V AS AT 30TH JUNE, 2014
	AS AT 1ST JULY, 2013	ADDITION / DELETION	AS AT 30TH JUNE, 2014		FOR THE YEAR	

Building	28,310,159	-	28,310,159	10	2,831,016	25,479,143
Land	1,850,000	-	1,850,000	0	-	1,850,000
Office Equipment	1,829,128	-	1,829,128	10	182,913	1,646,215
Furniture & Fixture	1,240,901	-	1,240,901	10	124,090	1,116,811
Motor Cycle	12,430	-	12,430	20	2,486	9,944
Vehicle	1,131,138	-	1,131,138	20	226,228	904,910
<b>TOTAL</b>	<b>34,373,756</b>	<b>-</b>	<b>34,373,756</b>		<b>3,366,732</b>	<b>31,007,024</b>





**SABA ASLAM EDUCATION & WELFARE TRUST**  
**INCOME AND EXPENDITURE STATEMENT AS AT 30TH JUNE 2014**

**Receipts**

S.No.	Description
1	Donation from USA
2	Donation from Pak
	Total:-

Rupees	Dollars
16,572,839	165,728
3,079,525	30,795
19,652,364	196,524

**Expenditures**

S.No.	Description	Operating Expenses		Girls Necessities		Relief Opt, Exp		Total	US
		Rupees	Dollars	Rupees	Dollars	Rupees	Dollars	Rupees	Dollars
1	FOOD	-	-	4,150,230	41,502	-	-	4,150,230	41,502
2	SALARY	240,000	2,400	1,058,500	10,585	12,450	125	1,310,950	13,110
3	TELEPHONE	82,450	825	175,253	1,753	25,587	256	283,290	2,833
4	ELECTRICITY	120,856	1,209	987,500	9,875	45,870	459	1,154,226	11,542
5	SUI GAS	40,560	406	358,250	3,583	9,570	96	408,380	4,084
6	TRANSPORT CHILD	45,800	458	258,650	2,587	10,245	102	314,695	3,147
7	EDUCATION	-	-	1,585,200	15,852	-	-	1,585,200	15,852
8	POSTAGE & PRINTING	2,500	25	15,400	154	-	-	17,900	179
9	HYGIENE ETC.	-	-	425,800	4,258	-	-	425,800	4,258
10	MEDICAL	-	-	987,500	9,875	-	-	987,500	9,875
11	RECREATION & ACTIVITIES	-	-	310,200	3,102	-	-	310,200	3,102
12	WATER FROM TRUCK	28,400	284	385,700	3,857	-	-	414,100	4,141
13	OFFICE EXPENSES	7,450	75	1,200	12	-	-	8,650	87
14	PROFESSIONAL CHARGES	25,000	250	75,500	755	-	-	100,500	1,005
15	BANK CHARGES	13,216	132	-	-	-	-	13,216	132


Cont..... Page 2





16	INFORMATION TECHNOLOGY	18,500	185	85,450	855	-	-	103,950	1,040
17	ACCOUNTING	36,000	360	15,000	150	-	-	51,000	510
18	INSURANCE	12,500	125	-	-	-	-	12,500	125
19	CONFERENCE	3,500	35	178,500	1,785	-	-	182,000	1,820
20	PROMOTION	5,000	50	-	-	-	-	5,000	50
21	LEGAL CHARGES	80,000	800	-	-	10,000	100	90,000	900
22	TRAVEL	3,560	36	-	-	-	-	3,560	36
23	SUPPLIES	125,400	1,254	745,650	7,457	-	-	871,050	8,711
24	INTERFAITH	25,750	258	-	-	-	-	25,750	258
25	MANAGEMENT / TRAINING	14,550	146	-	-	-	-	14,550	146
26	CONTAINER	145,850	1,459	-	-	875,800	8,758	1,021,650	10,217
27	DUE & SUB	8,700	87	-	-	-	-	8,700	87
28	CLOTHES / SHOES	-	-	1,028,450	10,285	-	-	1,028,450	10,285
29	DONATION	-	-	-	-	475,000	4,750	475,000	4,750
30	BAFA HOSPITAL	-	-	-	-	325,450	3,255	325,450	3,255
31	DEPRECIATION	3,366,732	33,667	-	-	-	-	3,366,732	33,667
32	RELIEF	-	-	-	-	2,987,500	29,875	2,987,500	29,875
Total Expenses: Head office, Saba Trust & Saba Homes		4,452,274	44,523	12,827,933	128,279	4,777,472	47,775	22,057,679	220,577
OPERATING EXPENSES AS %AGE OF TOTAL EXPENSES		4.92	%						
				Total Expenses	22,057,679	220,577			
				Surplus/(Deficit)	(2,405,315)	(24,053)			

TRUSTEE



TRUSTEE